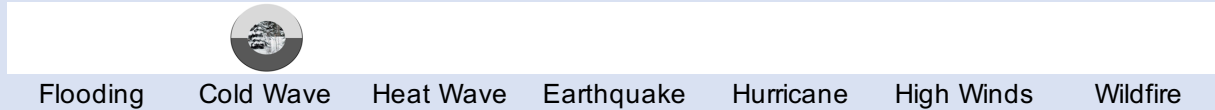


# Zip 44067

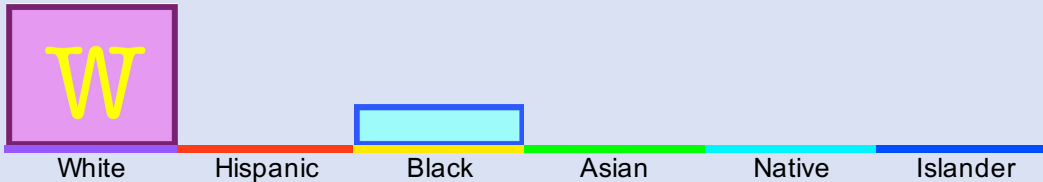
## NORTHFIELD OH

Akron, OH Metro Area

### Environmental Risks



### Local Population



Student/Teacher Ratio:

**15**

Teacher Salary:

**\$85,000**

Most Home Prices:

**\$90,000 to \$320,000**

Prices Last Year:

**Up 9 Percent**

Most Monthly Rents:

**\$735 to \$1680**

Renters:

**13 Percent**

Average Family Income:

**\$88,000**

Families Under \$50,000:

**25 Percent**

Over Age 65:

**23 Percent**

Graduate Degree:

**15 Percent**

# Zip 44087

## TWINSBURG OH

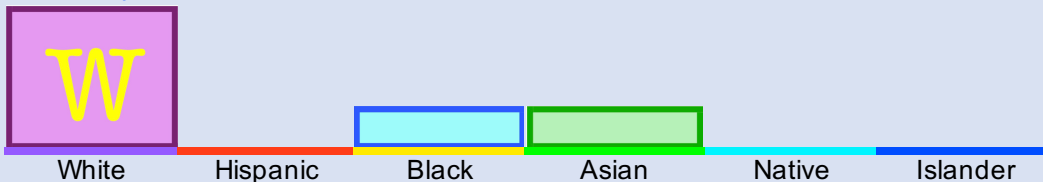
Akron, OH Metro Area

### Environmental Risks



Flooding Cold Wave Heat Wave Earthquake Hurricane High Winds Wildfire

### Local Population



Student/Teacher Ratio:

**19**

Teacher Salary:

**\$72,000**

Most Home Prices:

**\$150,000 to \$330,000**

Prices Last Year:

**Up 8 Percent**

Most Monthly Rents:

**\$1050 to \$1365**

Renters:

**24 Percent**

Average Family Income:

**\$92,000**

Families Under \$50,000:

**27 Percent**

Over Age 65:

**19 Percent**

Graduate Degree:

**16 Percent**

# Zip 44201

## ATWATER OH

Akron, OH Metro Area

### Environmental Risks



Flooding Cold Wave Heat Wave Earthquake Hurricane High Winds Wildfire

### Local Population



White Hispanic Black Asian Native Islander

Student/Teacher Ratio:

**9**

Teacher Salary:

**\$60,000**

Most Home Prices:

**\$90,000 to \$330,000**

Prices Last Year:

**Up 2 Percent**

Most Monthly Rents:

**\$735 to \$945**

Renters:

**16 Percent**

Average Family Income:

**\$79,000**

Families Under \$50,000:

**29 Percent**

Over Age 65:

**16 Percent**

Graduate Degree:

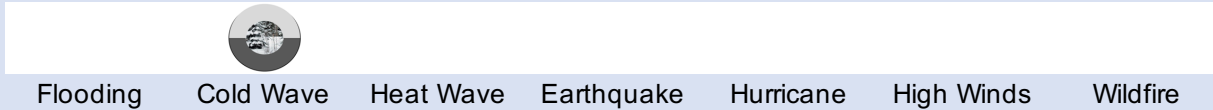
**5 Percent**

# Zip 44202

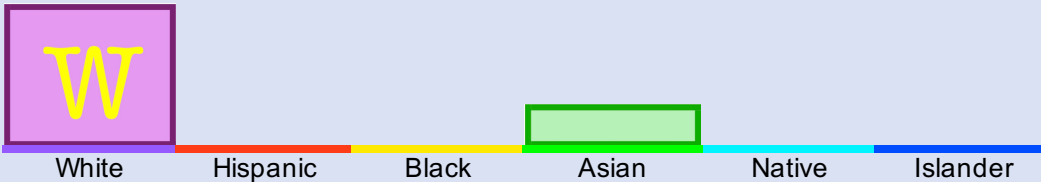
## AURORA OH

Akron, OH Metro Area

### Environmental Risks



### Local Population



Student/Teacher Ratio:

**17**

Teacher Salary:

**\$94,000**

Most Home Prices:

**\$210,000 to \$450,000**

Prices Last Year:

**Up 11 Percent**

Most Monthly Rents:

**\$1365 to \$2415**

Renters:

**15 Percent**

Average Family Income:

**\$119,000**

Families Under \$50,000:

**18 Percent**

Over Age 65:

**23 Percent**

Graduate Degree:

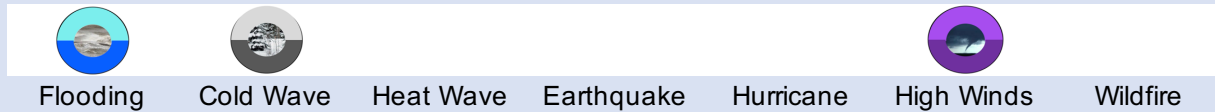
**24 Percent**

# Zip 44203

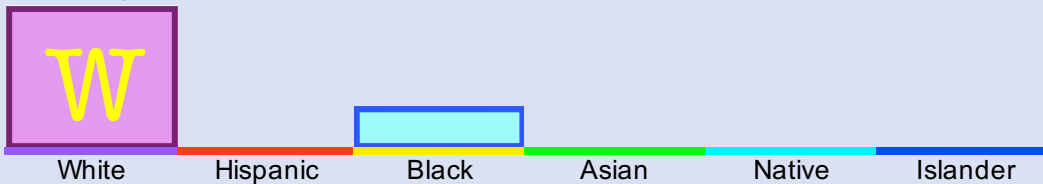
## BARBERTON OH

Akron, OH Metro Area

### Environmental Risks



### Local Population



Student/Teacher Ratio:

**16**

Teacher Salary:

**\$47,000**

Most Home Prices:

**\$90,000 to \$210,000**

Prices Last Year:

**Up 5 Percent**

Most Monthly Rents:

**\$630 to \$1050**

Renters:

**30 Percent**

Average Family Income:

**\$58,000**

Families Under \$50,000:

**43 Percent**

Over Age 65:

**21 Percent**

Graduate Degree:

**6 Percent**

# Zip 44216

## CLINTON OH

Akron, OH Metro Area

### Environmental Risks



Flooding Cold Wave Heat Wave Earthquake Hurricane High Winds Wildfire

### Local Population



White Hispanic Black Asian Native Islander

Student/Teacher Ratio:

na

Teacher Salary:

**\$63,000**

Most Home Prices:

**\$150,000 to \$200,000**

Prices Last Year:

**Up 16 Percent**

Most Monthly Rents:

**\$735 to \$1050**

Renters:

**7 Percent**

Average Family Inome:

**\$94,000**

Families Under \$50,000:

**22 Percent**

Over Age 65:

**20 Percent**

Graduate Degree:

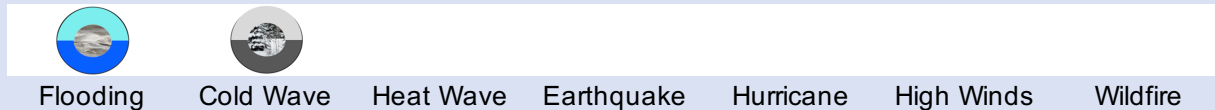
**8 Percent**

# Zip 44221

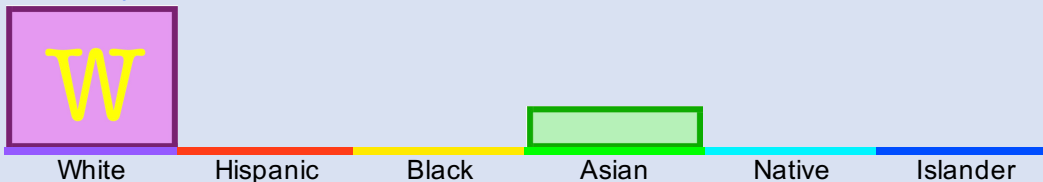
## CUYAHOGA FALLS OH

Akron, OH Metro Area

### Environmental Risks



### Local Population



Student/Teacher Ratio:

na

Teacher Salary:

**\$78,000**

Most Home Prices:

**\$150,000 to \$210,000**

Prices Last Year:

**Up 12 Percent**

Most Monthly Rents:

**\$735 to \$1155**

Renters:

**43 Percent**

Average Family Income:

**\$61,000**

Families Under \$50,000:

**39 Percent**

Over Age 65:

**16 Percent**

Graduate Degree:

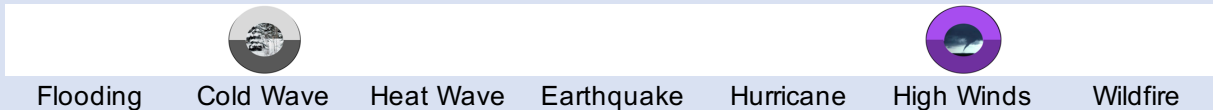
**9 Percent**

# Zip 44223

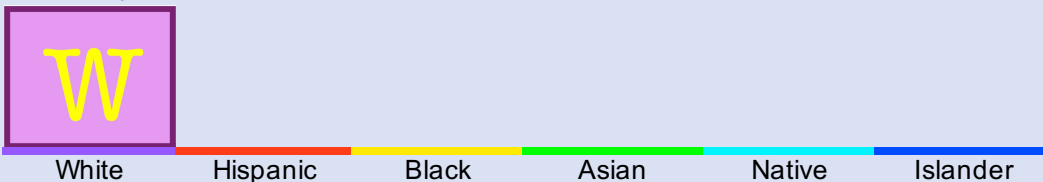
## CUYAHOGA FALLS OH

Akron, OH Metro Area

### Environmental Risks



### Local Population



Student/Teacher Ratio:

na

Teacher Salary:

na

Most Home Prices:

**\$150,000 to \$210,000**

Prices Last Year:

**Up 9 Percent**

Most Monthly Rents:

**\$735 to \$1365**

Renters:

**26 Percent**

Average Family Income:

**\$82,000**

Families Under \$50,000:

**30 Percent**

Over Age 65:

**23 Percent**

Graduate Degree:

**15 Percent**

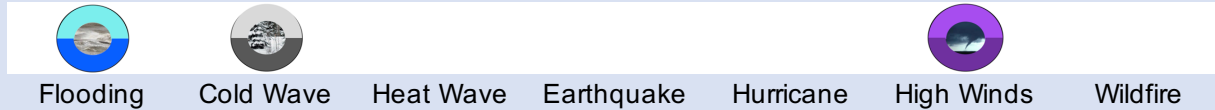


# Zip 44224

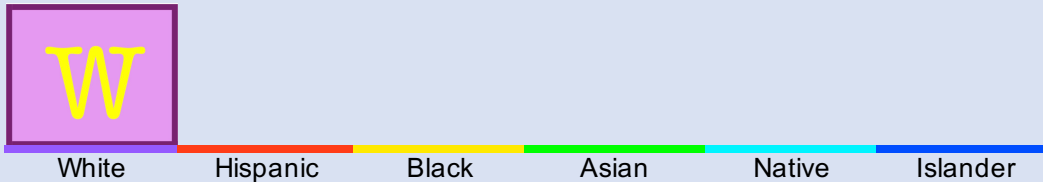
## STOW OH

Akron, OH Metro Area

### Environmental Risks



### Local Population



Student/Teacher Ratio:

**18**

Teacher Salary:

**\$75,000**

Most Home Prices:

**\$150,000 to \$330,000**

Prices Last Year:

**Up 7 Percent**

Most Monthly Rents:

**\$840 to \$1365**

Renters:

**30 Percent**

Average Family Income:

**\$90,000**

Families Under \$50,000:

**27 Percent**

Over Age 65:

**18 Percent**

Graduate Degree:

**16 Percent**

# Zip 44231

## GARRETTSVILLE OH

Akron, OH Metro Area

### Environmental Risks



Flooding Cold Wave Heat Wave Earthquake Hurricane High Winds Wildfire

### Local Population



White Hispanic Black Asian Native Islander

Student/Teacher Ratio:

**16**

Teacher Salary:

**\$72,000**

Most Home Prices:

**\$150,000 to \$260,000**

Prices Last Year:

**Down -3 Percent**

Most Monthly Rents:

**\$735 to \$945**

Renters:

**20 Percent**

Average Family Income:

**\$80,000**

Families Under \$50,000:

**27 Percent**

Over Age 65:

**15 Percent**

Graduate Degree:

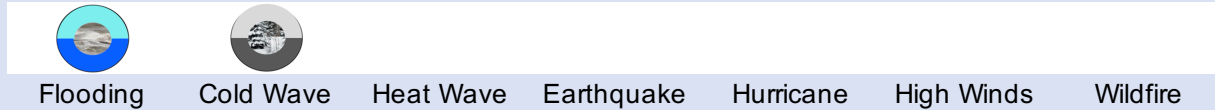
**7 Percent**

# Zip 44236

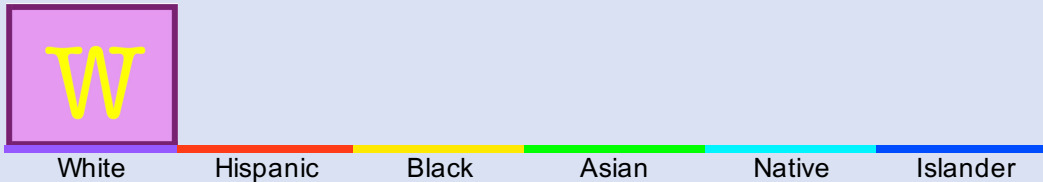
## HUDSON OH

Akron, OH Metro Area

### Environmental Risks



### Local Population



Student/Teacher Ratio:

**16**

Teacher Salary:

**\$86,000**

Most Home Prices:

**\$270,000 to \$560,000**

Prices Last Year:

**Up 4 Percent**

Most Monthly Rents:

**\$945 to \$3255**

Renters:

**11 Percent**

Average Family Income:

**\$158,000**

Families Under \$50,000:

**12 Percent**

Over Age 65:

**18 Percent**

Graduate Degree:

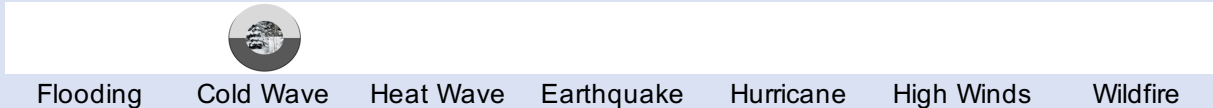
**33 Percent**

# Zip 44240

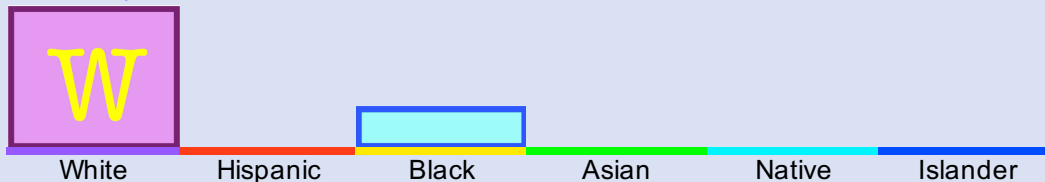
## KENT OH

### Akron, OH Metro Area

#### Environmental Risks



#### Local Population



Student/Teacher Ratio:

na

Teacher Salary:

**\$81,000**

Most Home Prices:

**\$150,000 to \$270,000**

Prices Last Year:

**Up 6 Percent**

Most Monthly Rents:

**\$630 to \$1050**

Renters:

**47 Percent**

Average Family Income:

**\$55,000**

Families Under \$50,000:

**48 Percent**

Over Age 65:

**15 Percent**

Graduate Degree:

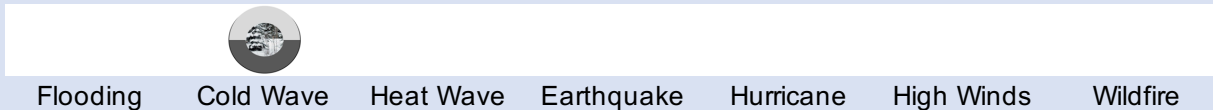
**21 Percent**

# Zip 44241

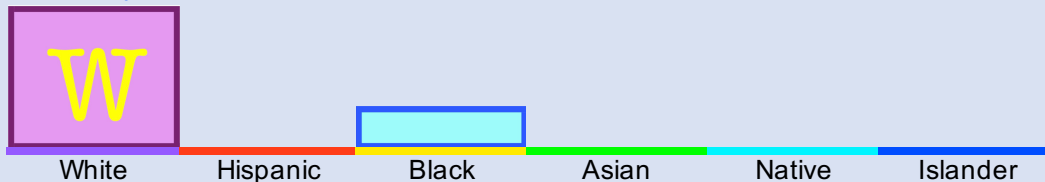
## STREETSBORO OH

Akron, OH Metro Area

### Environmental Risks



### Local Population



Student/Teacher Ratio:

**14**

Teacher Salary:

**\$65,000**

Most Home Prices:

**\$90,000 to \$200,000**

Prices Last Year:

**Up 15 Percent**

Most Monthly Rents:

**\$840 to \$1890**

Renters:

**31 Percent**

Average Family Income:

**\$76,000**

Families Under \$50,000:

**31 Percent**

Over Age 65:

**16 Percent**

Graduate Degree:

**11 Percent**

# Zip 44255

## MANTUA OH

Akron, OH Metro Area

### Environmental Risks



Flooding Cold Wave Heat Wave Earthquake Hurricane High Winds Wildfire

### Local Population



White Hispanic Black Asian Native Islander

Student/Teacher Ratio:

**14**

Teacher Salary:

**\$52,000**

Most Home Prices:

**\$150,000 to \$270,000**

Prices Last Year:

**Up 13 Percent**

Most Monthly Rents:

**\$630 to \$1155**

Renters:

**17 Percent**

Average Family Income:

**\$72,000**

Families Under \$50,000:

**31 Percent**

Over Age 65:

**17 Percent**

Graduate Degree:

**8 Percent**

# Zip 44260

## MOGADORE OH

Akron, OH Metro Area

### Environmental Risks



Flooding Cold Wave Heat Wave Earthquake Hurricane High Winds Wildfire

### Local Population



White Hispanic Black Asian Native Islander

Student/Teacher Ratio:

**10**

Teacher Salary:

**\$62,000**

Most Home Prices:

**\$150,000 to \$210,000**

Prices Last Year:

**Up 11 Percent**

Most Monthly Rents:

**\$840 to \$1365**

Renters:

**14 Percent**

Average Family Income:

**\$73,000**

Families Under \$50,000:

**29 Percent**

Over Age 65:

**22 Percent**

Graduate Degree:


**9 Percent**

# Zip 44262

## MUNROE FALLS OH

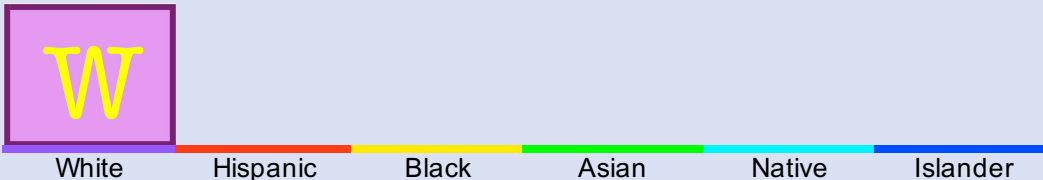
Akron, OH Metro Area

### Environmental Risks



Flooding Cold Wave Heat Wave Earthquake Hurricane High Winds Wildfire

### Local Population



Student/Teacher Ratio: **na**

Teacher Salary: **na**

Most Home Prices: **\$160,000 to \$350,000**

Prices Last Year: **Up 8 Percent**

Most Monthly Rents: **\$630 to \$945**

Renters: **21 Percent**

Average Family Income: **\$66,000**

Families Under \$50,000: **34 Percent**

Over Age 65: **30 Percent**

Graduate Degree: **18 Percent**

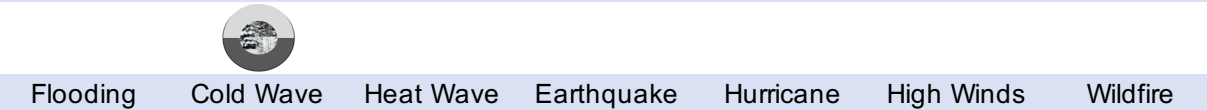


# Zip 44266

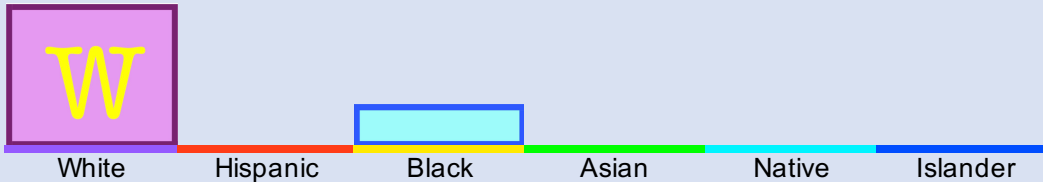
## RAVENNA OH

Akron, OH Metro Area

### Environmental Risks



### Local Population



Student/Teacher Ratio:

**14**

Teacher Salary:

**\$54,000**

Most Home Prices:

**\$90,000 to \$270,000**

Prices Last Year:

**Up 5 Percent**

Most Monthly Rents:

**\$630 to \$1470**

Renters:

**30 Percent**

Average Family Income:

**\$59,000**

Families Under \$50,000:

**42 Percent**

Over Age 65:

**19 Percent**

Graduate Degree:

**8 Percent**

# Zip 44272

## ROOTSTOWN OH

Akron, OH Metro Area

### Environmental Risks



Flooding Cold Wave Heat Wave Earthquake Hurricane High Winds Wildfire

### Local Population



White Hispanic Black Asian Native Islander

Student/Teacher Ratio:

**15**

Teacher Salary:

**\$61,000**

Most Home Prices:

**\$150,000 to \$270,000**

Prices Last Year:

**Up 7 Percent**

Most Monthly Rents:

**\$630 to \$1365**

Renters:

**18 Percent**

Average Family Income:

**\$80,000**

Families Under \$50,000:

**28 Percent**

Over Age 65:

**15 Percent**

Graduate Degree:

**9 Percent**

# Zip 44278

## TALLMADGE OH

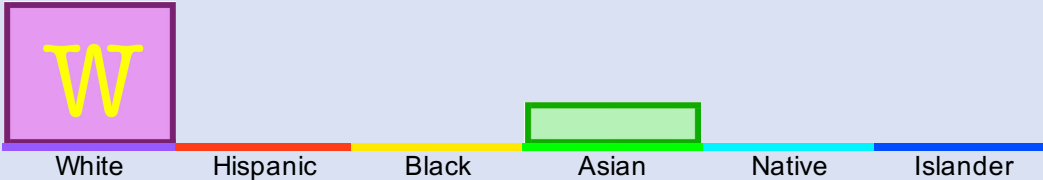
### Akron, OH Metro Area

#### Environmental Risks



Flooding Cold Wave Heat Wave Earthquake Hurricane High Winds Wildfire

#### Local Population



Student/Teacher Ratio:

**18**

Teacher Salary:

**\$94,000**

Most Home Prices:

**\$150,000 to \$270,000**

Prices Last Year:

**Up 4 Percent**

Most Monthly Rents:

**\$840 to \$1155**

Renters:

**15 Percent**

Average Family Income:

**\$86,000**

Families Under \$50,000:

**26 Percent**

Over Age 65:

**24 Percent**

Graduate Degree:

**12 Percent**

# Zip 44286

## RICHFIELD OH

### Akron, OH Metro Area

#### Environmental Risks



Flooding Cold Wave Heat Wave Earthquake Hurricane High Winds Wildfire

#### Local Population



White Hispanic Black Asian Native Islander

Student/Teacher Ratio:

**19**

Teacher Salary:

**\$89,000**

Most Home Prices:

**\$200,000 to \$370,000**

Prices Last Year:

**Up 12 Percent**

Most Monthly Rents:

**\$945 to \$1155**

Renters:

**7 Percent**

Average Family Income:

**\$116,000**

Families Under \$50,000:

**25 Percent**

Over Age 65:

**27 Percent**

Graduate Degree:

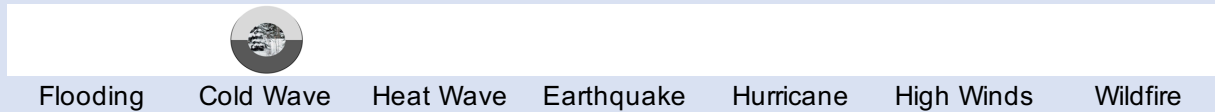
**22 Percent**

# Zip 44301

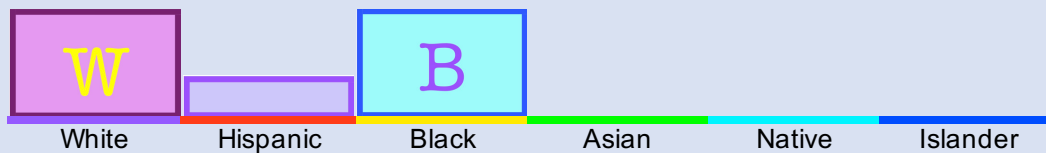
## AKRON OH

Akron, OH Metro Area

### Environmental Risks



### Local Population



Student/Teacher Ratio:

na

Teacher Salary:

na

Most Home Prices:

**\$90,000 to \$150,000**

Prices Last Year:

**Up 6 Percent**

Most Monthly Rents:

**\$840 to \$1365**

Renters:

**40 Percent**

Average Family Income:

**\$52,000**

Families Under \$50,000:

**46 Percent**

Over Age 65:

**14 Percent**

Graduate Degree:

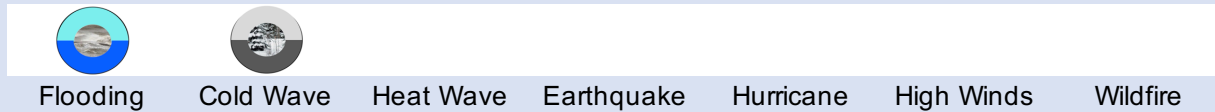
**4 Percent**

# Zip 44302

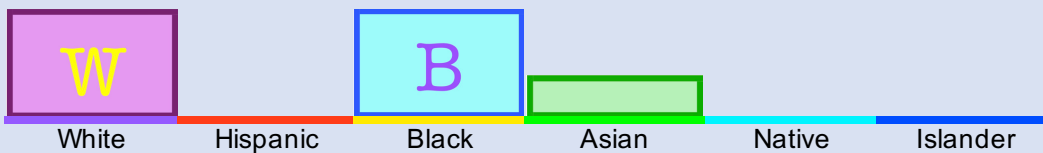
## AKRON OH

Akron, OH Metro Area

### Environmental Risks



### Local Population



Student/Teacher Ratio:

na

Teacher Salary:

na

Most Home Prices:

**\$90,000 to \$150,000**

Prices Last Year:

**Up 11 Percent**

Most Monthly Rents:

**\$630 to \$1050**

Renters:

**55 Percent**

Average Family Income:

**\$45,000**

Families Under \$50,000:

**56 Percent**

Over Age 65:

**12 Percent**

Graduate Degree:

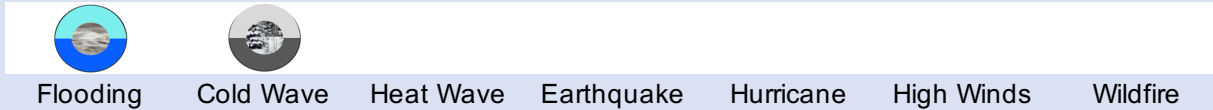
**11 Percent**

# Zip 44303

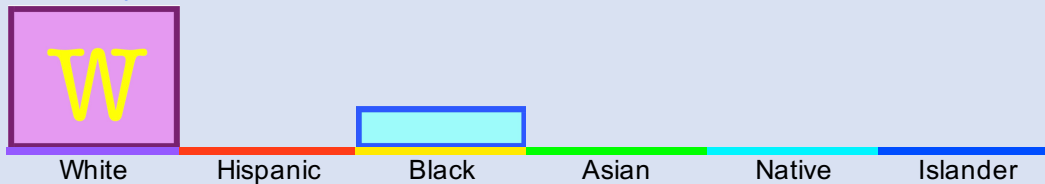
## AKRON OH

Akron, OH Metro Area

### Environmental Risks



### Local Population



Student/Teacher Ratio: **na**  
Teacher Salary: **na**

Most Home Prices: **\$90,000 to \$210,000**  
Prices Last Year: **Up 6 Percent**

Most Monthly Rents: **\$630 to \$1365**  
Renters: **50 Percent**

Average Family Income: **\$71,000**  
Families Under \$50,000: **39 Percent**

Over Age 65: **24 Percent**

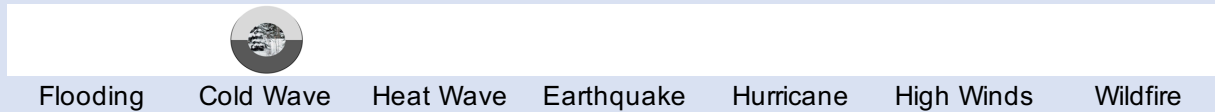
Graduate Degree: **23 Percent**

# Zip 44305

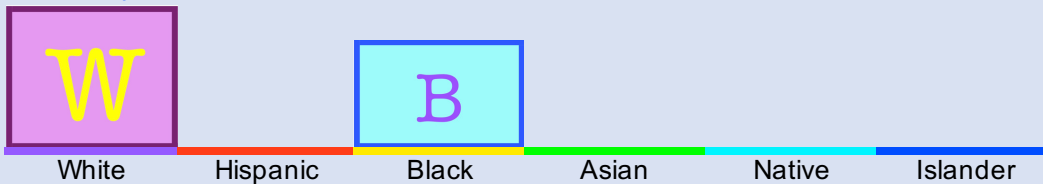
## AKRON OH

Akron, OH Metro Area

### Environmental Risks



### Local Population



Student/Teacher Ratio:

na

Teacher Salary:

na

Most Home Prices:

**\$90,000 to \$150,000**

Prices Last Year:

**Up 12 Percent**

Most Monthly Rents:

**\$735 to \$1365**

Renters:

**45 Percent**

Average Family Income:

**\$52,000**

Families Under \$50,000:

**49 Percent**

Over Age 65:

**16 Percent**

Graduate Degree:

**4 Percent**

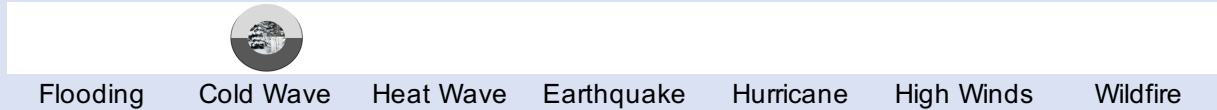


# Zip 44306

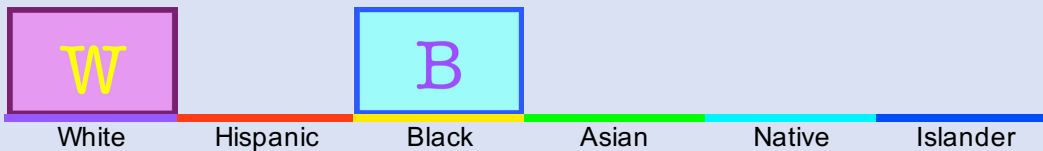
## AKRON OH

Akron, OH Metro Area

### Environmental Risks



### Local Population



Student/Teacher Ratio:

na

Teacher Salary:

na

Most Home Prices:

**\$90,000 to \$150,000**

Prices Last Year:

**Up 2 Percent**

Most Monthly Rents:

**\$735 to \$1050**

Renters:

**55 Percent**

Average Family Income:

**\$40,000**

Families Under \$50,000:

**62 Percent**

Over Age 65:

**12 Percent**

Graduate Degree:

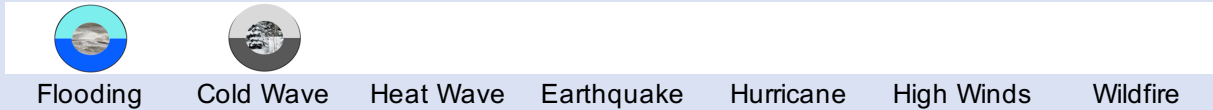
**3 Percent**

# Zip 44307

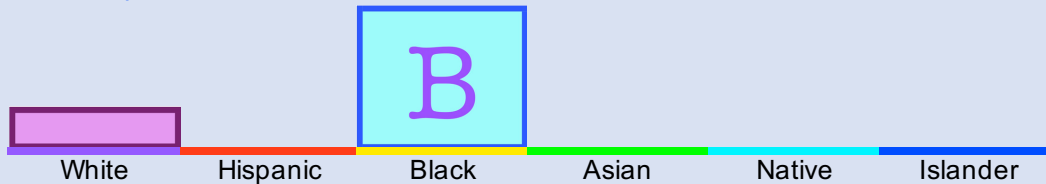
## AKRON OH

Akron, OH Metro Area

### Environmental Risks



### Local Population



Student/Teacher Ratio: **na**

Teacher Salary: **na**

Most Home Prices: **\$90,000 to \$150,000**

Prices Last Year: **Up 33 Percent**

Most Monthly Rents: **\$630 to \$1365**

Renters: **67 Percent**

Average Family Income: **\$28,000**

Families Under \$50,000: **75 Percent**

Over Age 65: **18 Percent**

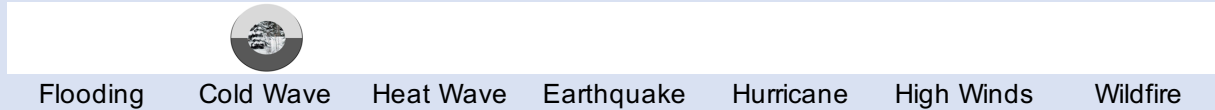
Graduate Degree: **6 Percent**

# Zip 44310

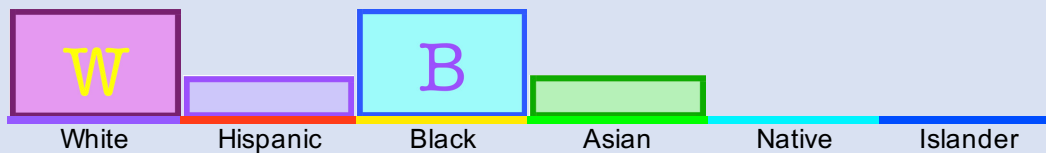
## AKRON OH

Akron, OH Metro Area

### Environmental Risks



### Local Population



Student/Teacher Ratio:

na

Teacher Salary:

na

Most Home Prices:

**\$90,000 to \$160,000**

Prices Last Year:

**Up 6 Percent**

Most Monthly Rents:

**\$630 to \$1155**

Renters:

**60 Percent**

Average Family Income:

**\$39,000**

Families Under \$50,000:

**59 Percent**

Over Age 65:

**12 Percent**

Graduate Degree:

**3 Percent**

# Zip 44311

## AKRON OH

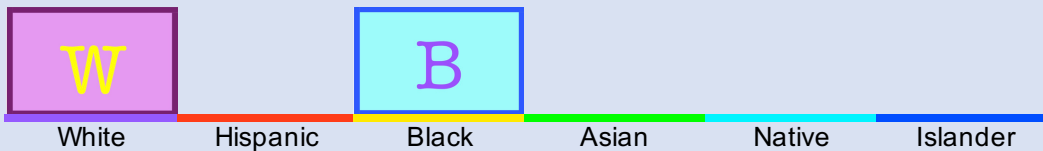
Akron, OH Metro Area

### Environmental Risks



Flooding Cold Wave Heat Wave Earthquake Hurricane High Winds Wildfire

### Local Population



Student/Teacher Ratio: **na**

Teacher Salary: **na**

Most Home Prices: **\$130,000 to \$210,000**

Prices Last Year: **Down -2 Percent**

Most Monthly Rents: **\$630 to \$840**

Renters: **85 Percent**

Average Family Income: **\$22,000**

Families Under \$50,000: **81 Percent**

Over Age 65: **8 Percent**

Graduate Degree: **2 Percent**

# Zip 44312

## AKRON OH

Akron, OH Metro Area

### Environmental Risks



Flooding Cold Wave Heat Wave Earthquake Hurricane High Winds Wildfire

### Local Population



White Hispanic Black Asian Native Islander

Student/Teacher Ratio:

**17**

Teacher Salary:

**\$74,000**

Most Home Prices:

**\$90,000 to \$150,000**

Prices Last Year:

**Up 5 Percent**

Most Monthly Rents:

**\$630 to \$1365**

Renters:

**24 Percent**

Average Family Income:

**\$63,000**

Families Under \$50,000:

**38 Percent**

Over Age 65:

**20 Percent**

Graduate Degree:

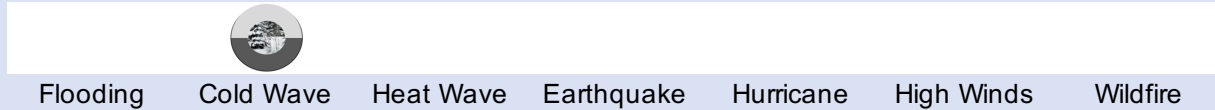
**6 Percent**

# Zip 44313

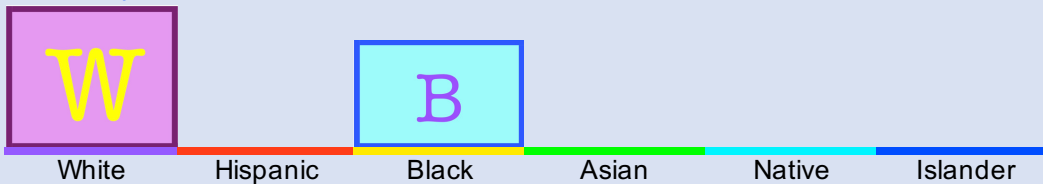
## AKRON OH

Akron, OH Metro Area

### Environmental Risks



### Local Population



Student/Teacher Ratio:

**12**

Teacher Salary:

**\$78,000**

Most Home Prices:

**\$90,000 to \$210,000**

Prices Last Year:

**Up 6 Percent**

Most Monthly Rents:

**\$735 to \$1050**

Renters:

**41 Percent**

Average Family Income:

**\$72,000**

Families Under \$50,000:

**34 Percent**

Over Age 65:

**20 Percent**

Graduate Degree:

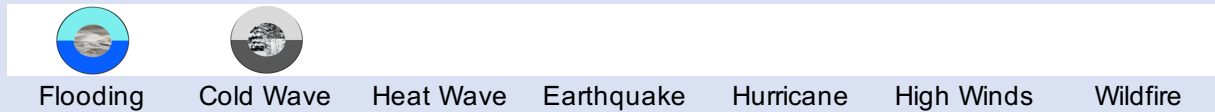
**19 Percent**

# Zip 44314

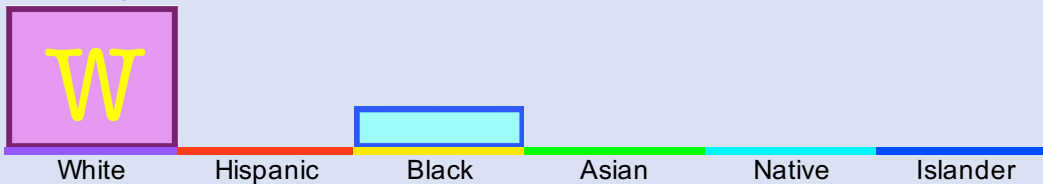
## AKRON OH

Akron, OH Metro Area

### Environmental Risks



### Local Population



Student/Teacher Ratio:

na

Teacher Salary:

na

Most Home Prices:

**\$100,000 to \$160,000**

Prices Last Year:

**Up 6 Percent**

Most Monthly Rents:

**\$630 to \$1365**

Renters:

**46 Percent**

Average Family Income:

**\$45,000**

Families Under \$50,000:

**54 Percent**

Over Age 65:

**15 Percent**

Graduate Degree:

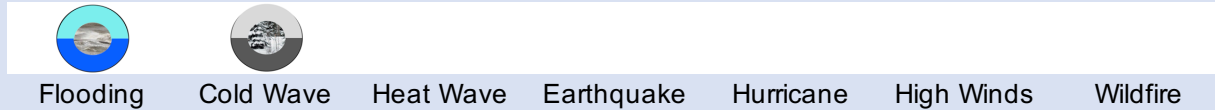
**5 Percent**

# Zip 44319

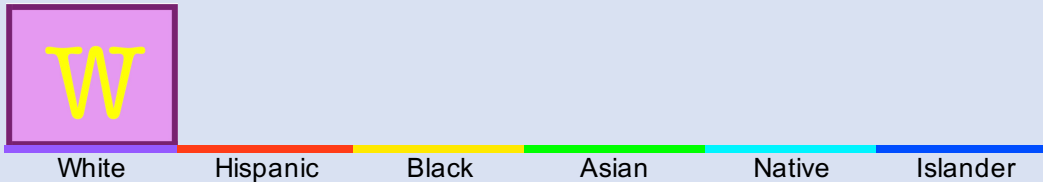
## AKRON OH

Akron, OH Metro Area

### Environmental Risks



### Local Population



Student/Teacher Ratio:

**15**

Teacher Salary:

**\$56,000**

Most Home Prices:

**\$150,000 to \$210,000**

Prices Last Year:

**Up 4 Percent**

Most Monthly Rents:

**\$945 to \$1155**

Renters:

**26 Percent**

Average Family Income:

**\$77,000**

Families Under \$50,000:

**31 Percent**

Over Age 65:

**22 Percent**

Graduate Degree:

**12 Percent**

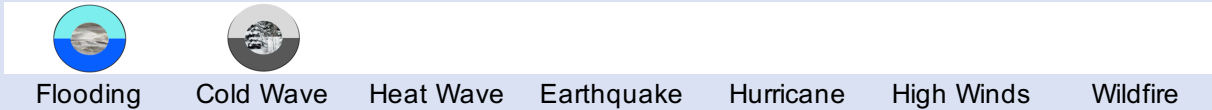


# Zip 44320

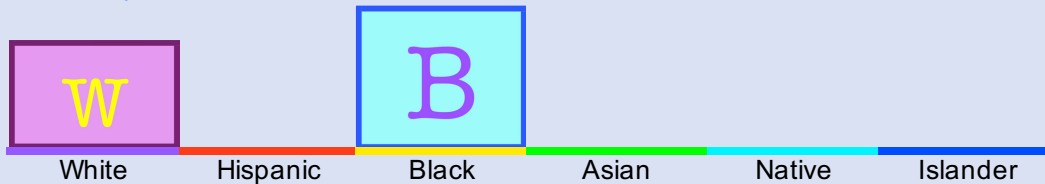
## AKRON OH

Akron, OH Metro Area

### Environmental Risks



### Local Population



Student/Teacher Ratio: **na**

Teacher Salary: **na**

Most Home Prices: **\$90,000 to \$150,000**

Prices Last Year: **Up 10 Percent**

Most Monthly Rents: **\$630 to \$1050**

Renters: **48 Percent**

Average Family Income: **\$36,000**

Families Under \$50,000: **66 Percent**

Over Age 65: **19 Percent**

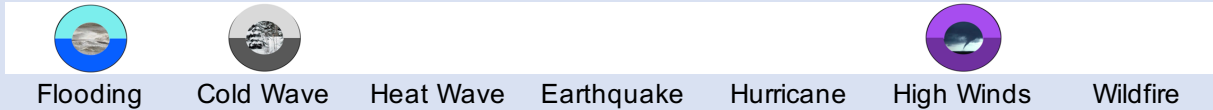
Graduate Degree: **7 Percent**

# Zip 44321

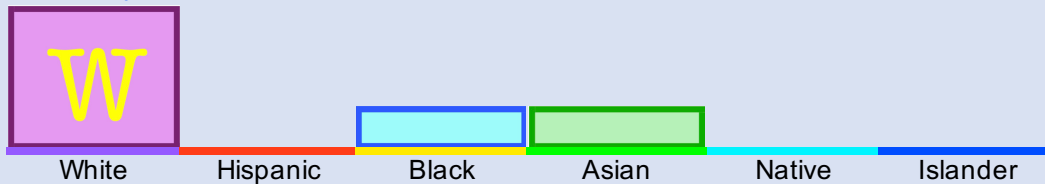
## AKRON OH

Akron, OH Metro Area

### Environmental Risks



### Local Population



Student/Teacher Ratio:

**15**

Teacher Salary:

**\$83,000**

Most Home Prices:

**\$90,000 to \$450,000**

Prices Last Year:

**Up 7 Percent**

Most Monthly Rents:

**\$945 to \$1365**

Renters:

**22 Percent**

Average Family Income:

**\$115,000**

Families Under \$50,000:

**17 Percent**

Over Age 65:

**19 Percent**

Graduate Degree:

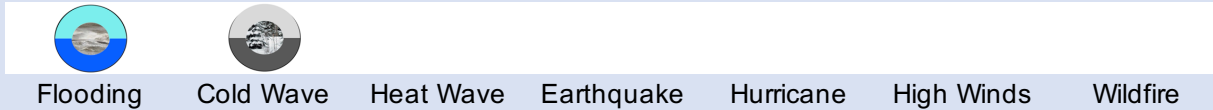
**25 Percent**

# Zip 44333

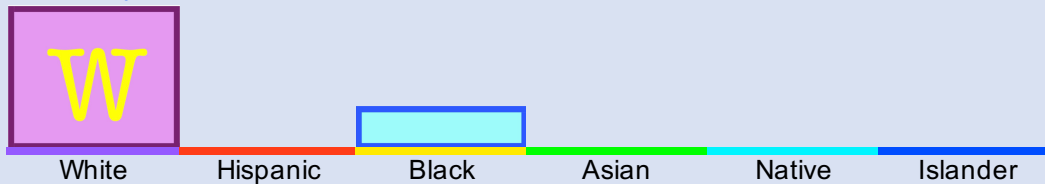
## AKRON OH

Akron, OH Metro Area

### Environmental Risks



### Local Population



Student/Teacher Ratio:

na

Teacher Salary:

na

Most Home Prices:

**\$210,000 to \$270,000**

Prices Last Year:

**Up 3 Percent**

Most Monthly Rents:

**\$735 to \$945**

Renters:

**15 Percent**

Average Family Income:

**\$110,000**

Families Under \$50,000:

**17 Percent**

Over Age 65:

**22 Percent**

Graduate Degree:

**24 Percent**

# Zip 44685

## UNIONTOWN OH

Akron, OH Metro Area

### Environmental Risks



Flooding Cold Wave Heat Wave Earthquake Hurricane High Winds Wildfire

### Local Population



White Hispanic Black Asian Native Islander

Student/Teacher Ratio:

na

Teacher Salary:

**\$77,000**

Most Home Prices:

**\$150,000 to \$270,000**

Prices Last Year:

**Up 12 Percent**

Most Monthly Rents:

**\$735 to \$1890**

Renters:

**17 Percent**

Average Family Inome:

**\$95,000**

Families Under \$50,000:

**21 Percent**

Over Age 65:

**20 Percent**

Graduate Degree:

**15 Percent**